



Model Number

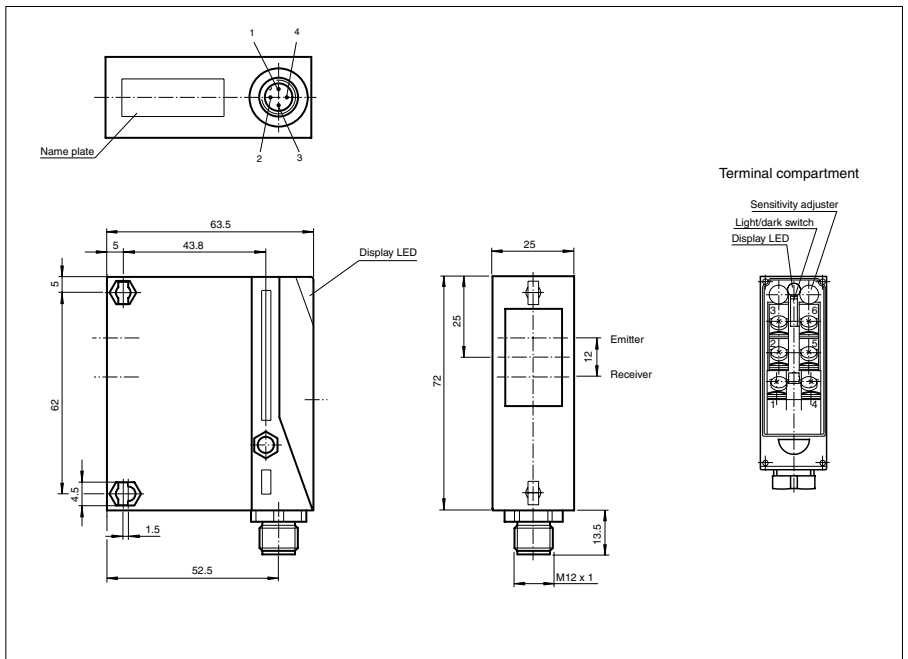
RL25/25/32/35/92

Retroreflective sensor with polarization filter
with M12, 4-pin metal connector

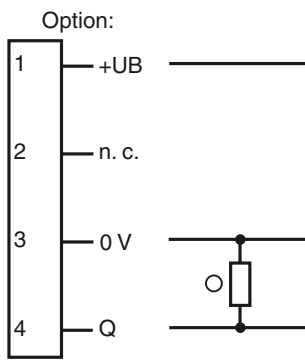
Features

- Compact design
- Sensitivity adjuster and light-/dark switch
- Pre-fault indication

Dimensions



Electrical connection



○ = Light on
● = Dark on

Release date: 2009-08-05 16:36 Date of issue: 2011-01-26 418980_ENG.xml

Technical data

General specifications

Effective detection range	0 ... 8000 mm
Reflector distance	400 ... 8000 mm
Threshold detection range	14 m (with C110-2 reflector)
Reference target	reflector C110-2
Light source	LED
Light type	modulated visible red light
Approvals	CE, cULus
Diameter of the light spot	approx. 250 mm at a distance of 10 m
Angle of divergence	approx. 2 °
Ambient light limit	80000 Lux

Indicators/operating means

Function display	LED green, lights up when light beam is free/flashes when falling short of the stability control
Controls	sensitivity adjustment
Controls	Light/Dark switch

Electrical specifications

Operating voltage	U_B	10 ... 30 V DC
Ripple		10 %
No-load supply current	I_0	40 mA

Output

Switching type	light on	
Signal output	1 PNP, short-circuit protected, reverse polarity protected, open collector	
Switching voltage	30 V DC	
Switching current	max. 200 mA	
Switching frequency	f	250 Hz
Response time		2 ms

Standard conformity

Standards	EN 60947-5-2
-----------	--------------

Ambient conditions

Ambient temperature	-20 ... 60 °C (-4 ... 140 °F)
Storage temperature	-20 ... 75 °C (-4 ... 167 °F)

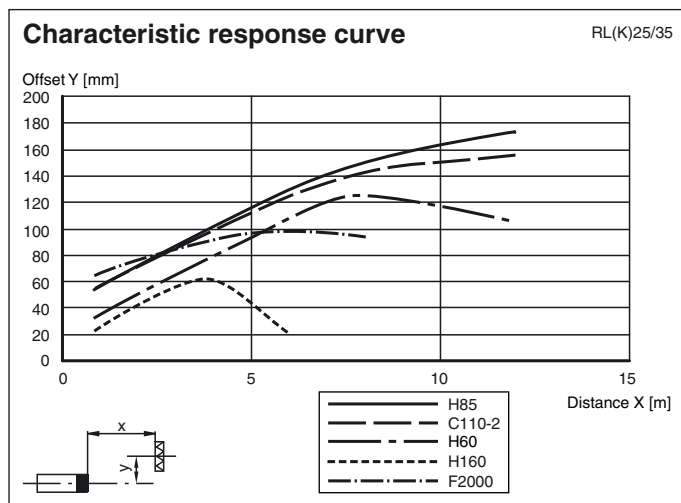
Mechanical specifications

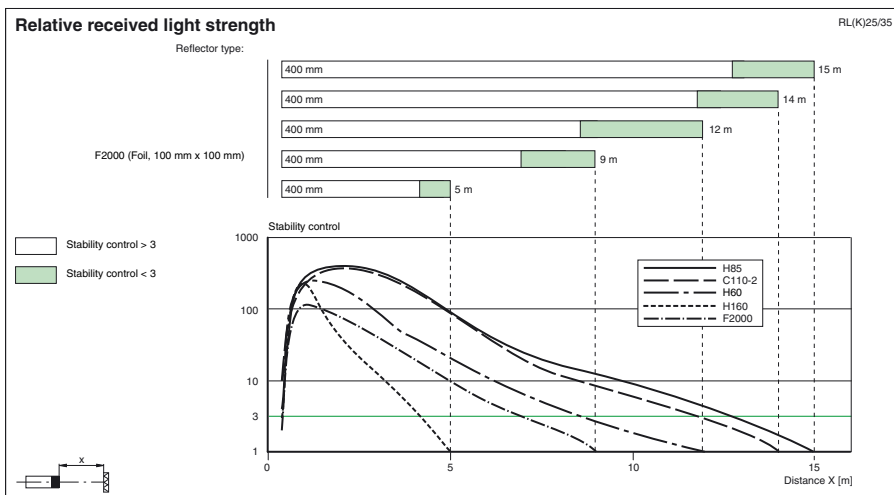
Protection degree	IP65
Connection	M12 connector, 4-pin
Material	
Housing	Terluran GV15
Optical face	glass
Mass	90 g

Approvals and certificates

CCC approval	Products with a maximum operating voltage of ≤ 36 V do not bear a CCC marking because they do not require approval.
--------------	--

Curves/Diagrams





Release date: 2009-08-05 16:36 Date of issue: 2011-01-26 418980_ENG.xml